

StreamGen
HELP

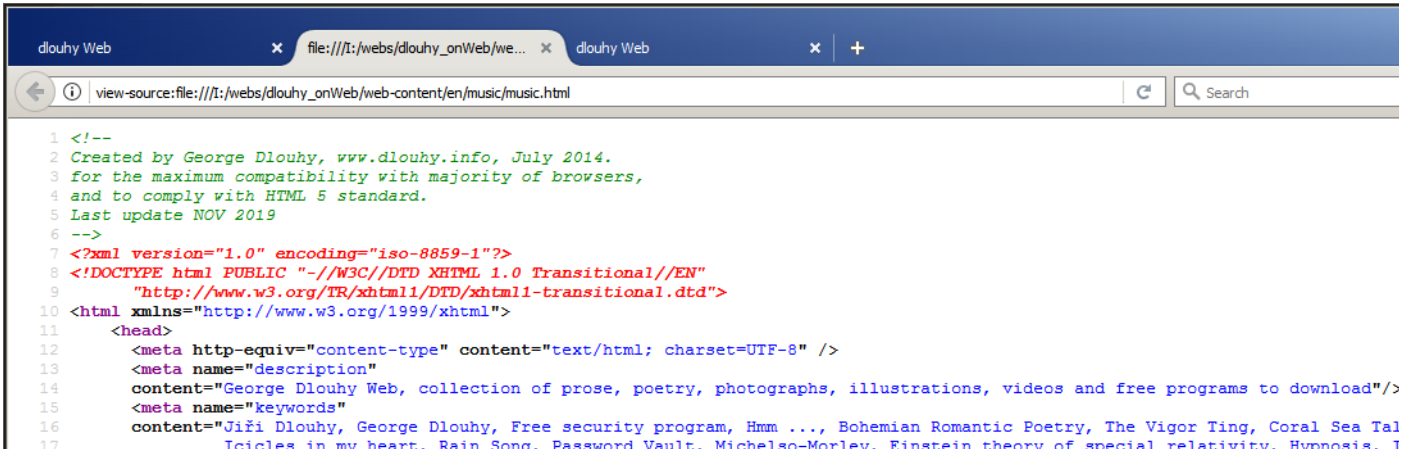
Version 4.0
July 2024



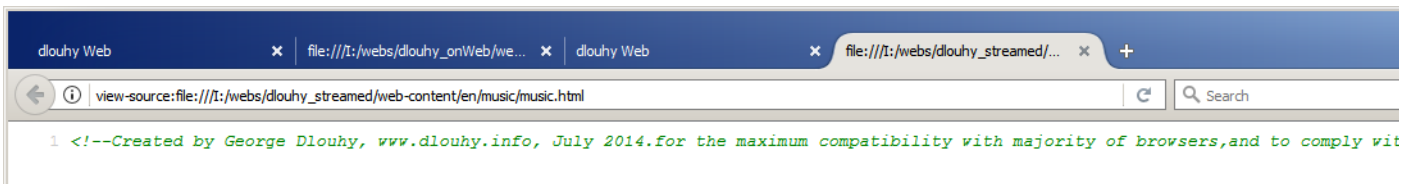
What is *StreamGen* program and how it can be useful?

Although this program is a part of *Secure File System* suite of programs, it can be still used as a stand-alone application, designated for people creating web pages. For each page it will stream the written code into one long stream, which makes difficult for third parties to read or alter the pages' code.

The *StreamGen* program does not collect, store or send any information, and it does not advertise anything. It can be stored on the *PC* hard drive, *USB* or memory card. It does not need *Windows* installation, activation, registration and it does not access the Internet. It exists in its full version only, which will never expire. The program is easy to use, is free to download and in its unchanged format is free to be distributed.



```
1 <!--
2 Created by George Dlouhy, www.dlouhy.info, July 2014.
3 for the maximum compatibility with majority of browsers,
4 and to comply with HTML 5 standard.
5 Last update NOV 2019
6 -->
7 <?xml version="1.0" encoding="iso-8859-1"?>
8 <!DOCTYPE html PUBLIC "-//W3C//DTD XHTML 1.0 Transitional//EN"
9 "http://www.w3.org/TR/xhtml1/DTD/xhtml1-transitional.dtd">
10 <html xmlns="http://www.w3.org/1999/xhtml">
11 <head>
12 <meta http-equiv="content-type" content="text/html; charset=UTF-8" />
13 <meta name="description"
14 content="George Dlouhy Web, collection of prose, poetry, photographs, illustrations, videos and free programs to download"/>
15 <meta name="keywords"
16 content="Jiří Dlouhy, George Dlouhy, Free security program, Hmm ..., Bohemian Romantic Poetry, The Vigor Ting, Coral Sea Tal
17 Icicles in my heart. Rain Song. Password Vault. Michéso-Morley. Einstein theory of special relativity. Hypnosis. I
```



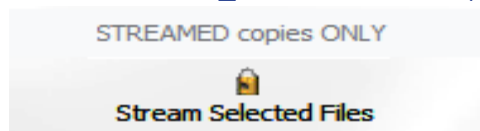
```
1 <!--Created by George Dlouhy, www.dlouhy.info, July 2014.for the maximum compatibility with majority of browsers,and to comply wit
```

After streaming the *HTML* (or *HTM*) code is not changed; it is only streamed into one line of code.

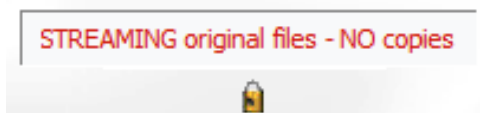
What is new in version 4:


The user has two options:

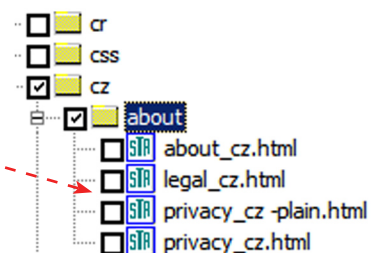
1. Stream only copies of selected files.
These copies will be then added to the same directory as the original files. They will include the word "STREAM" in their name, i.e., "<file name>_STREAM.HTML" (or *HTM*).



2. Stream original files - selected files will be streamed in their directories, directly without copies.



File names will not be changed, but in the **Directories Pane** or **Files Pane** they will have the icon , denoting that the file is streamed.



StreamGen Program

Minimizes displayed program Window.

Removes **ALL** files from the **Files Pane**, irrespective if they are highlighted or not. Yet, the files are NOT being removed from their data storage.

Removes highlighted file from the **Files Pane** only. File is NOT removed from its data storage.

Opens **File Dialog** for selecting a file to be displayed in **Files Pane**.

Displays this Help document.

Displays information about program..

Adds shortcut to the **StreamGen** program on the desktop for easier start.

Selected files:

Directories Pane was reset - files in Files Pane: 0

Processing:

Exit buttons for closing the program.

Selects drive where the files to be streamed are stored.

Deletes all displayed directories and files from Directories Pane, without removing them from their storage.


PLEASE NOTE:
To move **StreamGen** displayed dialog, click with left **Mouse** button within the dialog frame (not the displayed controls or buttons, though), hold the button down and drag the dialog into desired position.

STREAMED copies ONLY

Stream Selected Files

Starts streaming selected files.

Info

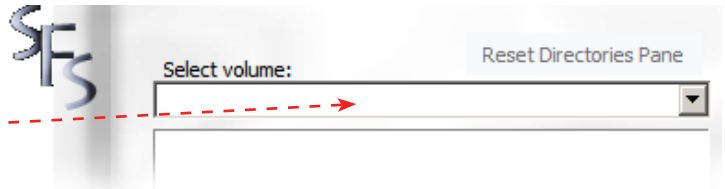


Cogito ergo sum

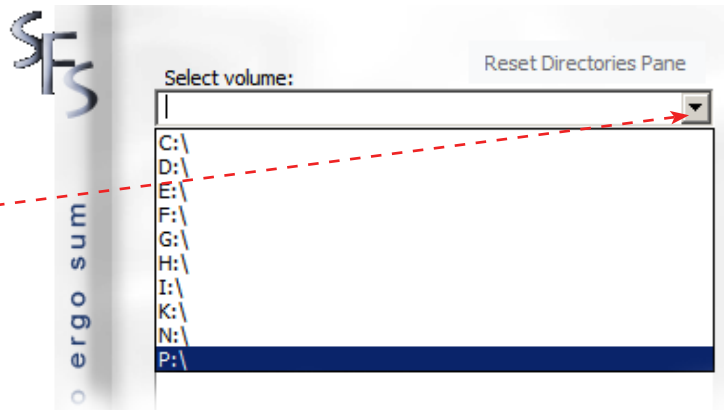
The *StreamGen* program is easy to use - just follow your instinct and try it on some test files.
If everything fails, only then read the next part of this manual.

Pure Basics - Using *Directories Pane*


When the program starts, the **Select Volume** combo box displays nothing.



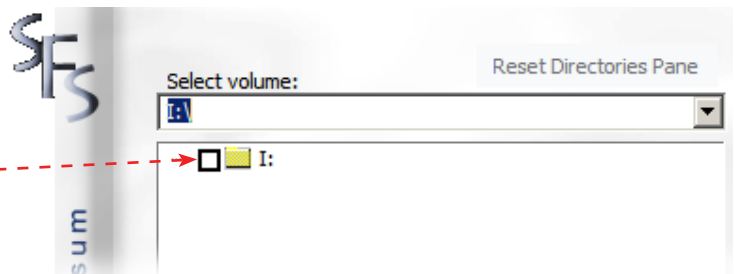
Clicking on **combo box** selection **arrow** will display all available drives on the **PC**, running this program.



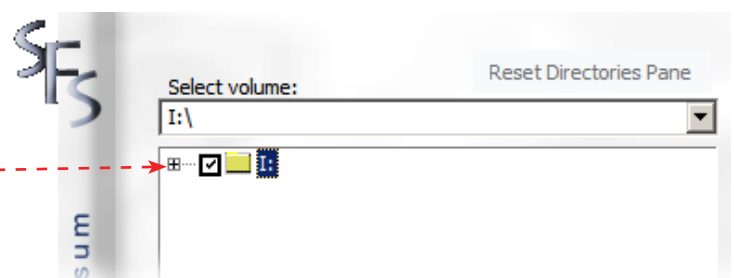
Required volume letter is selected by highlighting it and clicking on it with left **Mouse** button.



The selected drive letter will be displayed in the Directories Pane.
Click on the **square** to select the directory tree.



To expand the displayed volume or directory, click on the **plus sign**.



All available directories in drive 'I:' will be displayed:

PLEASE NOTE:

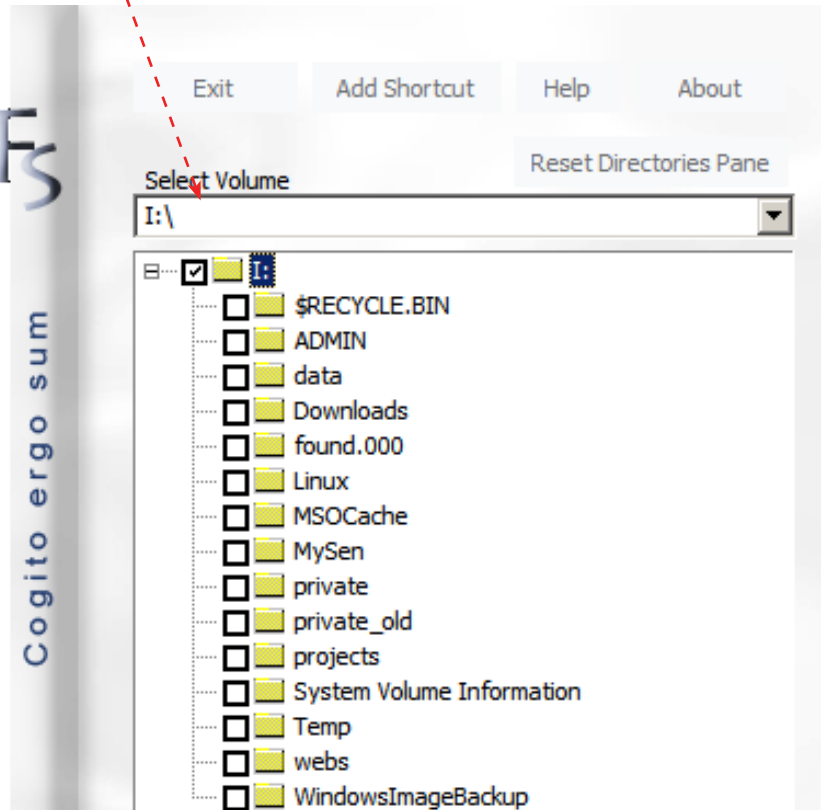
Clicking on the **square** will select associated directories, and all eligible files it contains will be marked for streaming

Clicking on the **plus sign** will expand selected directory and reveal all eligible files, already marked for streaming.

Selected files for streaming can be unmarked by removing the **check-mark**.



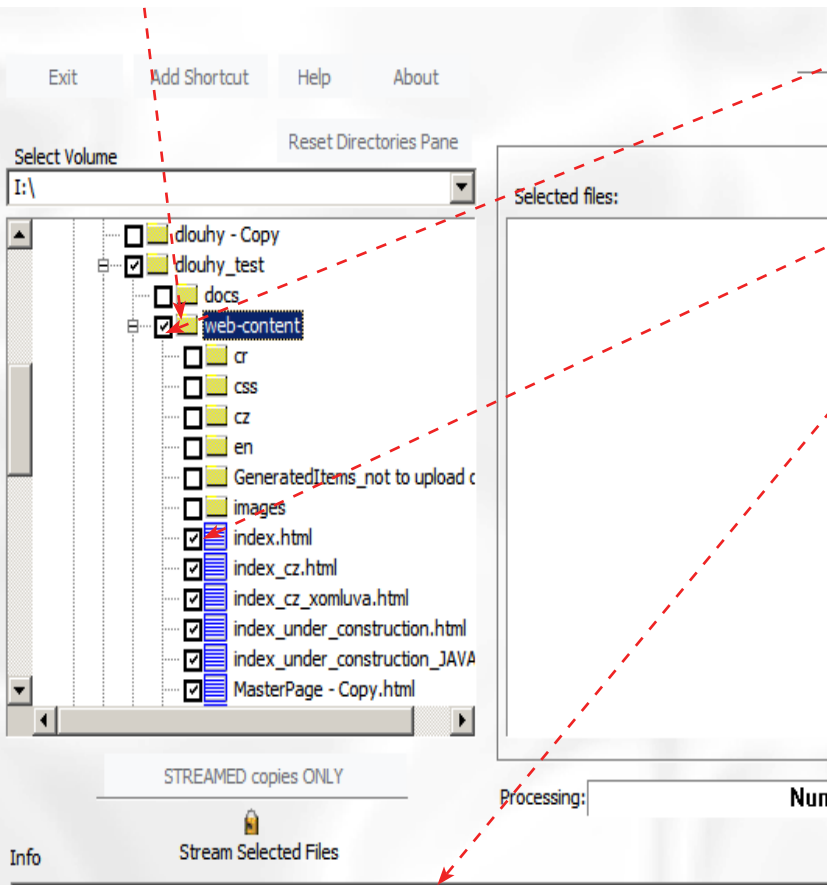
Cogito ergo sum



Clicking on the **directory icon** will select the directory. Subsequent clicking on directory's **plus sign** will expand and display directory's content.



Cogito ergo sum

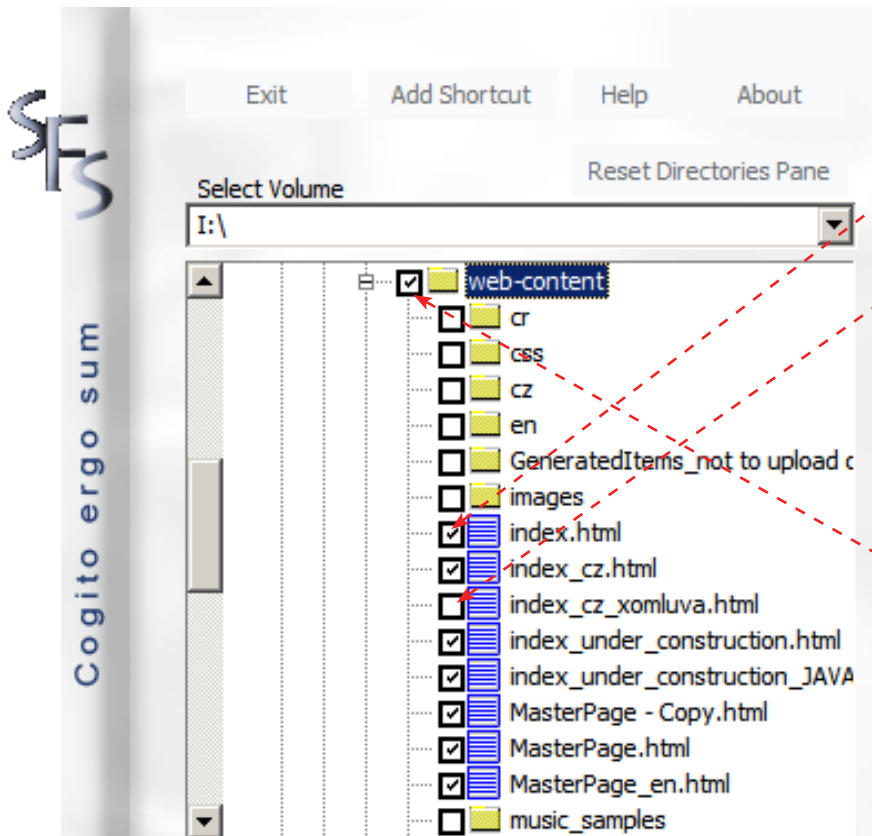


Eligible files for streaming will be displayed with the selected **check-mark** next to their icon.

This selection will be confirmed in the **Info** text box.

Info
Stream Selected Files

File: 'I:\webs\dlouhy_test\web-content\index.html' was selected for streaming.
 File: 'I:\webs\dlouhy_test\web-content\index_cz.html' was selected for streaming.
 File: 'I:\webs\dlouhy_test\web-content\index_cz_xomluva.html' was selected for streaming.
 File: 'I:\webs\dlouhy_test\web-content\index_under_construction.html' was selected for streaming.
 File: 'I:\webs\dlouhy_test\web-content\index_under_construction_JAVA.html' was selected for streaming.
 File: 'I:\webs\dlouhy_test\web-content\MasterPage - Copy.html' was selected for streaming.
 File: 'I:\webs\dlouhy_test\web-content\MasterPage.html' was selected for streaming.



Files selected for streaming will have **check-mark** next to its icon.

Files without ticked **check-mark** will not be streamed.

Clicking on the resulting **minus sign** will hide all files again.

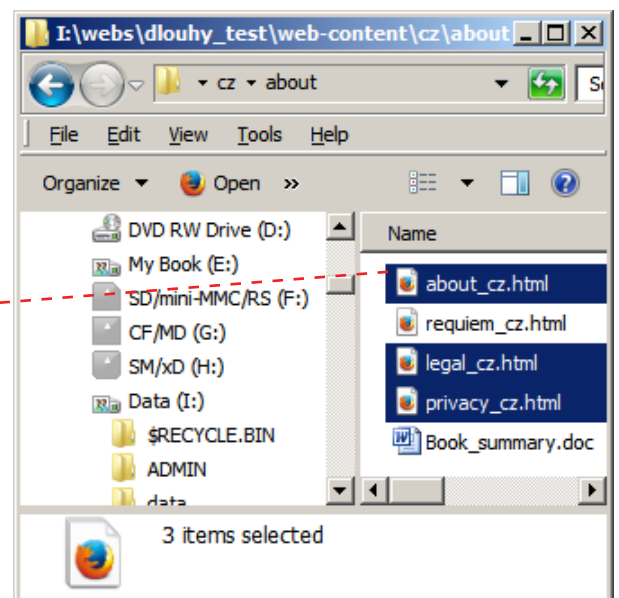
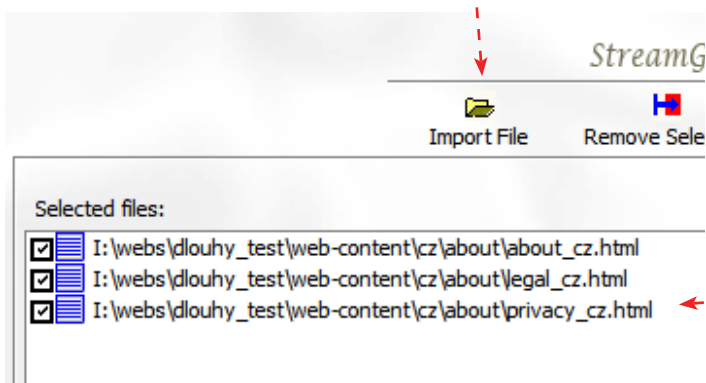
To add files to **Files Pane**:

- **Drag&Drop procedure** - To add single or multiple files, open **Windows Explorer**, navigate to the desired directory and its displayed files, select one or more files by clicking on them.
(To select more than one file, click on one file with left **Mouse** button, hold **Ctrl** button on the keyboard down, and start clicking on other files. All selected files will be highlighted.)
Holding the left **Mouse** button down, move the highlighted files block to **Files Pane** and release the left **Mouse** button.)

- To add a single file, you can also use **Import File** button, and in the displayed **File Dialog** select the required file.

All selected or dropped files will be already marked as selected for processing.

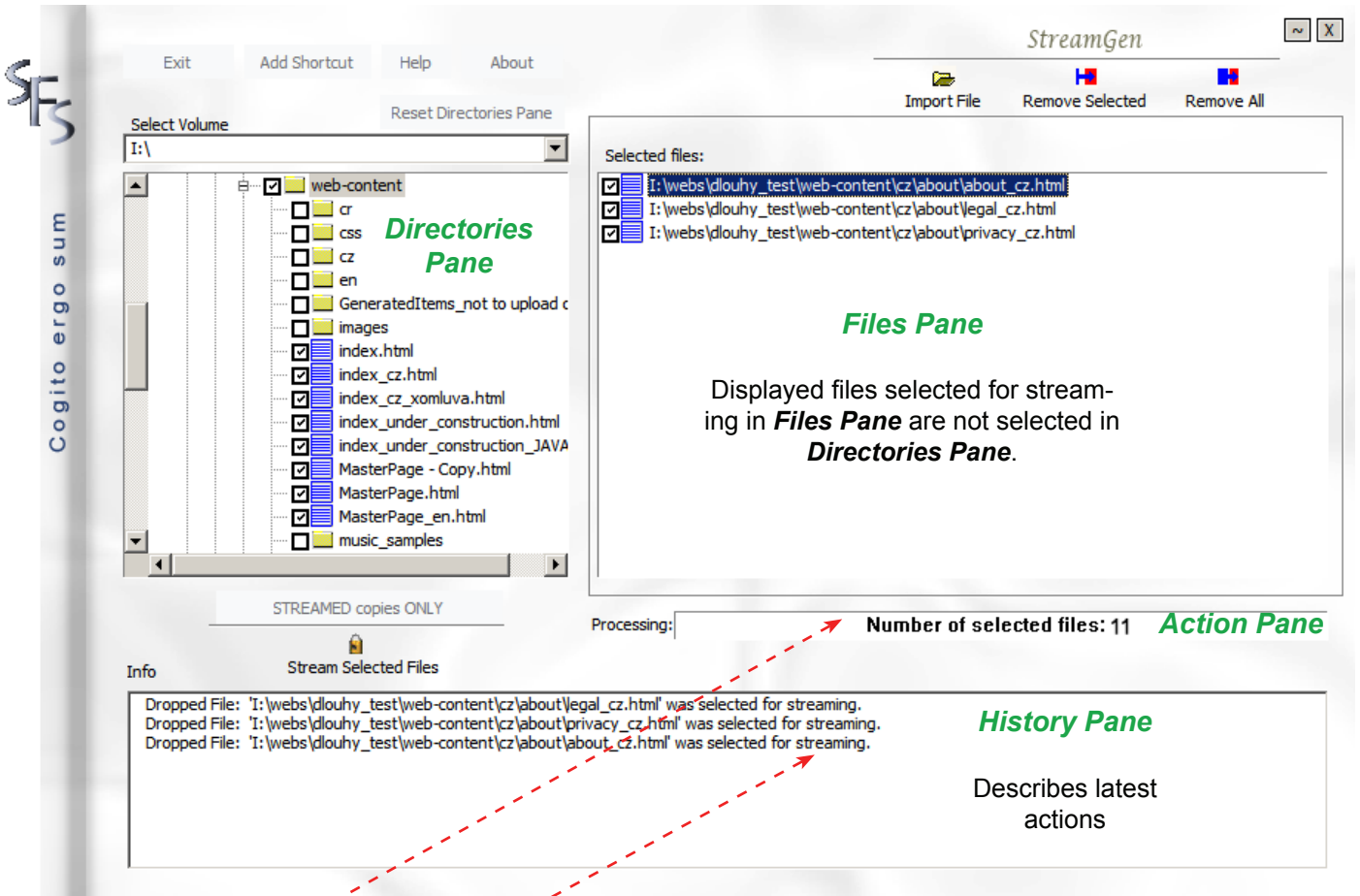
Removing **check-mark**, marking the selected **file**, will remove the file from the **Files Pane** and also from the list of files selected for streaming.



PLEASE NOTE:

The **Directories Pane** and **Files Pane** are interconnected, what makes the selection of files for streaming simpler.

- Selected files for streaming in **Directories Pane**, will not be displayed in **Files Pane**.
- Selected files in **Directories Pane** has a priority, i.e. , initially selected files in **Files Pane**, and subsequently selected in **Directories Pane** will be deleted from the **Files Pane** and will remain selected for streaming, in **Directories Pane** only.



Action Pane displays current action, or the result of action just finished.

History Pane sequentially displays latest actions - In the example above, it displays dropping of 3 files to the **Files Pane**.

Removing the **check** marking the **square**, next to the file selected in **Files Pane**, will remove the file from **Files Pane** and from the list of files selected for streaming. It will not remove that file from its storage on **PC**.

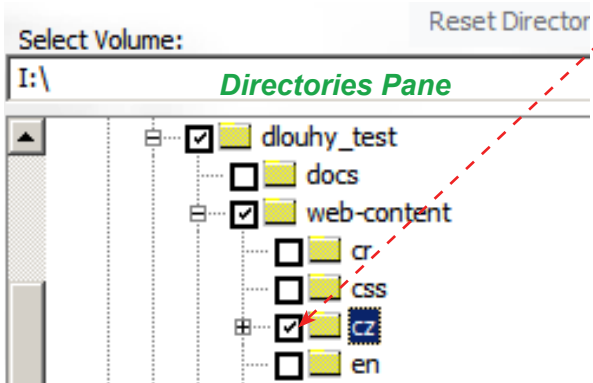
I:\webs\dlouhy_test\web-content\cz\prod\book_2.html

- I:\webs\dlouhy_test\web-content\cz\prod\book_2.html*
- I:\webs\dlouhy_test\web-content\cz\prod\book_2.html*

Clicking on empty **square** will again select the file for streaming.

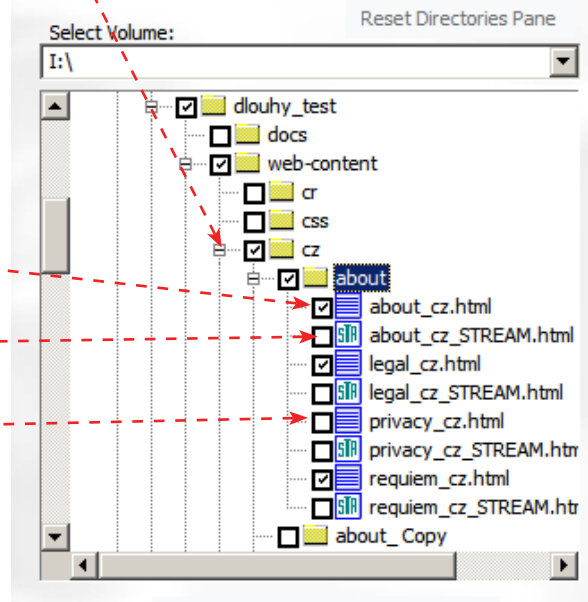
Selecting files for streaming in the *Directories Pane*:

Select volume drive and then navigate down the directories tree by clicking with left **Mouse** button on displayed directories icon.



Clicking with left **Mouse** button on empty directory **square** will display the **plus sign** in front of selected directory icon.

Clicking with left **Mouse** button on directory **plus sign** will display content of directory, including all eligible files and any sub-directories. After selection, the **plus sign** will change to **minus sign**.



The selected file for streaming will be displayed with **check-mark** next to the file name.

Already streamed files will be displayed with the **streamed** icon and cannot be selected for streaming.

After removing the **check-mark**, the program will remove the file from the list of files selected for streaming. The selected file will be still displayed in the **Directories Pane**, with the **check-mark** removed.

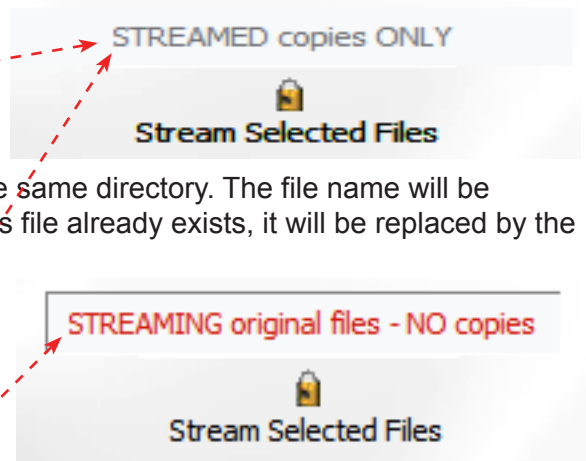
PLEASE NOTE:

Only files marked with **check-mark** will be streamed.
 Already streamed files cannot be unstreamed. They can only be replaced in their file storage by their original plain version.

Please be aware of the following:

- When streaming, you have two choices:

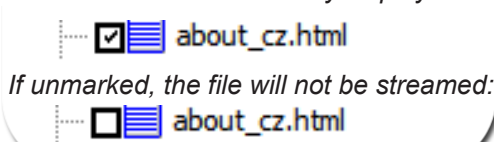
1. A streamed copy of the original file will be created in the same directory. The file name will be changed to '<original file name>_STREAM.html'. If this file already exists, it will be replaced by the new streamed file.
 This option is selected when this button is displayed:
2. The original file will be streamed, its file name will not change and no copy of this file will be created.
 This option is selected when this button is displayed:



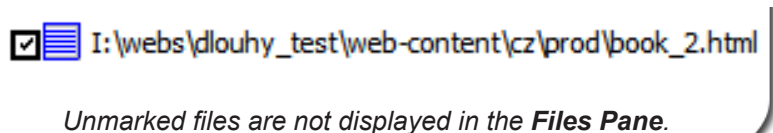
After streaming the file icon changes from: to:

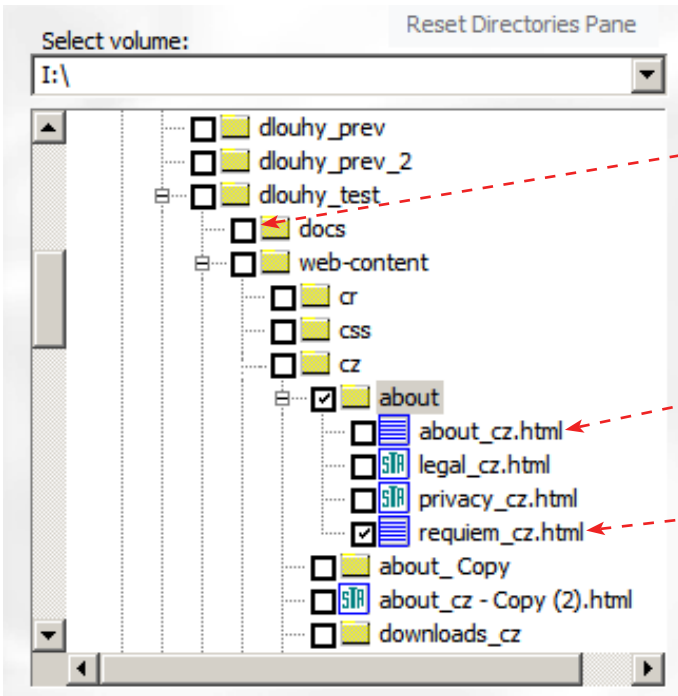
Directories Pane

Only displayed and selected files will be streamed.



Files Pane





Marked directories without displayed **plus sign** stand for directories without any files eligible for streaming.

File: 'about_cz.html' will not be streamed.

In this example, only one displayed and marked file will be streamed: 'requiem_cz.html'

Files: 'legal_cz.html', 'privacy_cz.html' and 'about_cz-Copy(2).html'

are already streamed and will be left intact.

Using **STREAMED copies only** option:

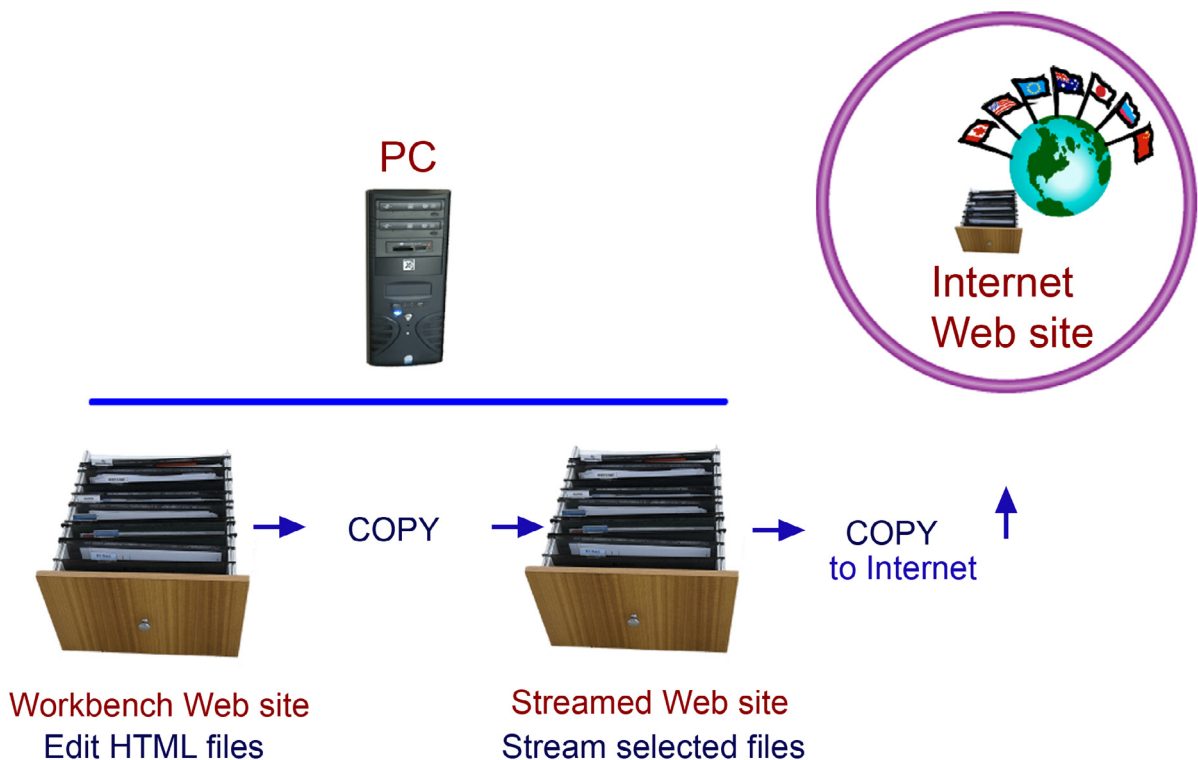
All streamed file names **<file name>** will be renamed to:

'<file name>_STREAM.HTML'. For example, file **'MyIntroPage.HTML'** will become **'MyIntroPage_STREAM.HTML'**.

The name of the original file selected for streaming and its content remains unchanged.

As an operating system, the Windows are very reliable nowadays, but as with all critical programs, it is always necessary not to rely on the results entirely. Every streamed file should be checked for displaying correctly in the browser and if the code is streamed into one line only.

The best recommended practice is to have at least one working copy of the whole web site, and another copy for streaming.



Limitations:

- For practical reasons, only one instance of this program can be running on one PC at the time.
- The maximum number of files selected for streaming cannot exceed 400. If this number is exceeded, the program will display an information message and then stops executing. Should you wish to stream more files, divide them into groups of less than 400 files in each group.
- Creating shortcut from the program running on USB or other external devices:
The shortcut on the screen will be valid and have program's icon only if the device containing the program is inserted.
- Streamed HTML code files cannot be reverted back to its original, plain code. **Keep copies, please ...**

PLEASE NOTE:

- The program *StreamGen* is designed for Windows 7 - 10, it works on HTML or HTM files only, and leaves other files unchanged.
 - The installation program comes in *ZIP* or *RAR* file format, and contains all files needed to run *StreamGen*. These additional files are usually included in every installation of Windows; nevertheless, if selected before starting the installation, the installation program will create in the selected directory its own sub-directory *StreamGen*, and copy there these files.
- The program could be installed and started from any selected directory, already existing on a hard drive, memory card or USB drive.
- There is no need to register or activate the program, it does not require automatic updates and does not collect or send any information.
 - It does not use, and therefore it does not need Internet connection.
- Should you wish to contact me, use '*Contact*' option at the bottom of any web page on my web site
www.dlouhy.info
You don't have to supply your e-mail address, unless you expect me to reply to your message.
 - The *StreamGen* program **is free**, does not contain any advertising and in its unchanged code can be freely distributed.
- The current version is 4.0, which is much better than any previous versions of this program.
(True, my dear Olga thinks so: "It better be!")



Cogito, ergo sum.
 (I think, therefore I am.
 ... Well, at least I am trying ...)

DISCLAIMER:

Information in this document is not professional, scientific, medical, technical, or expert advice and may not be accurate, current or complete. It is subject to change without notice and should never be relied on as the basis for doing or failing to do something. Any links in the document are not endorsements.

Every care has been taken to verify the accuracy of the information contained in this document, but no warranty is given. You accept all risks and responsibility for losses, damages, costs and other consequences, resulting directly or indirectly from using *StreamGen* program and any information or material available from it. To the maximum permitted by law, we exclude all liability to any person arising directly or indirectly from using this program and any information or material available from it.

LICENSE TERMS

1. The copyrights in this **free software**, and any visual or audio work distributed with the software belong to author. George Dlouhy. All rights are reserved.
2. By using this software you, on your own behalf and on behalf of your employer or principal, agree to be bound by these terms. If you do not agree to any of these terms, you may not use, nor distribute this software.
3. This software and all accompanying files, data and materials, are distributed “as is” and with no warranties of any kind, whether express or implied, except as required by law. If you intend to rely on this software for critical purposes, you must test it fully prior to using it, install redundant systems and assume any risk.
4. I will not be liable for any loss arising out of the use of this software, including, but not limited to, any special, incidental, or consequential loss. Your entire remedy against us for all claims is limited to receiving a full refund for the amount you paid for the software (:-{o)).
5. You may not use this software in any circumstances where there is any risk that failure of this software might result in a physical injury or loss of life. You agree to indemnify us from any claims relating to such unauthorized use (:-[I).
6. There is no data collected and the program does not access the Internet.
7. The obligations arising out of this agreement are governed by the laws and courts of the Australian Capital Territory.
8. This document, including all text and images, is copyrighted, all rights reserved. Any modification of any part of this document without the prior, written consent from George Dlouhy is not allowed.

ACKNOWLEDGEMENTS:

Class CBitmapDialog created by David Forrester
 Class CColorStatic created by Robert Brault.
 Class CXPStyleButtonST and Class CThemeHelperST
 created by Davide Calabro,
 Class CThemeHelperST is based on the CVisualStyleXP,
 published by David Yuheng Zhao

StreamGen program was written by George Dlouhy, © George Dlouhy, 2020-2024